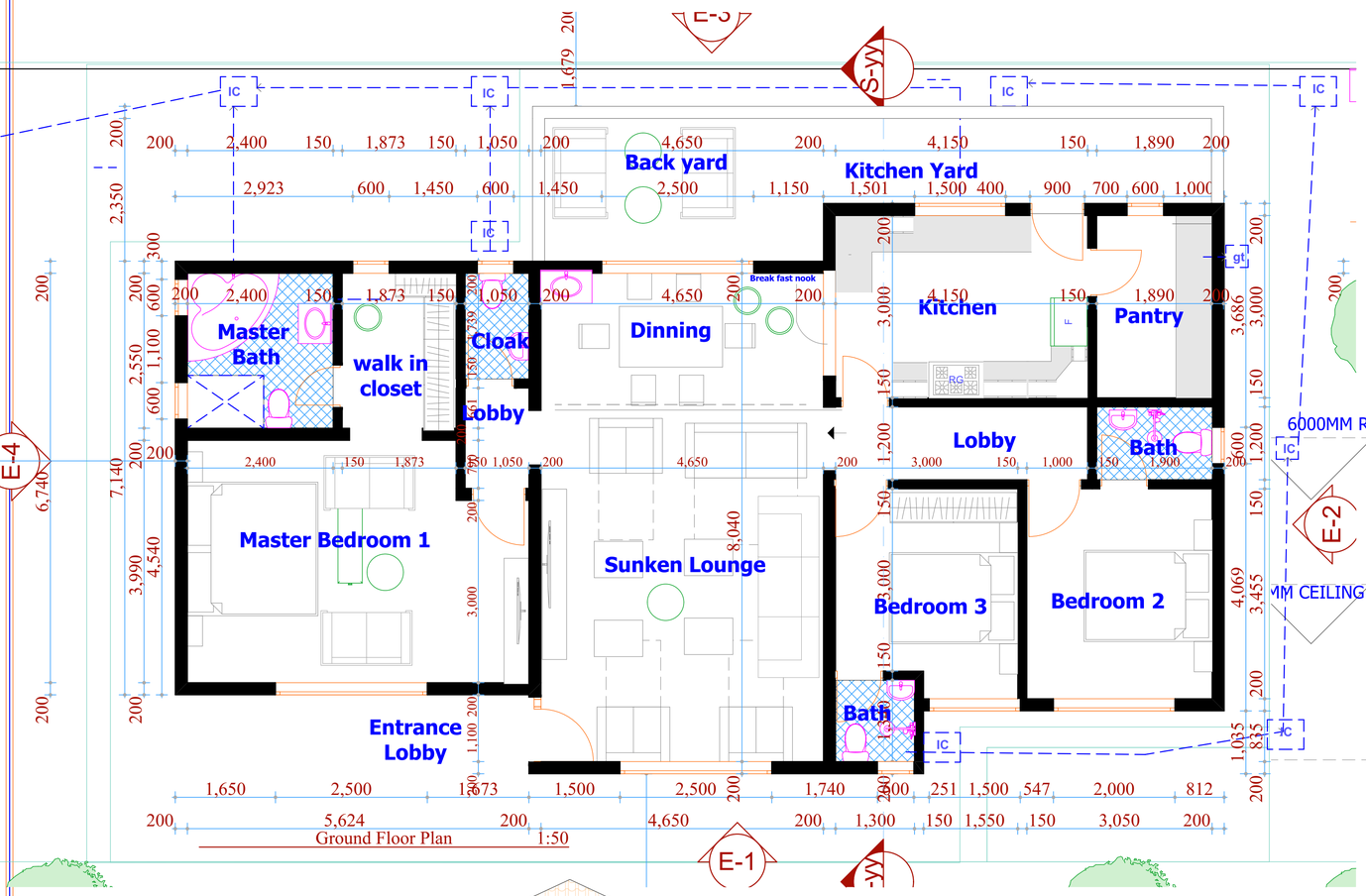


Ground Floor Plan 1:50

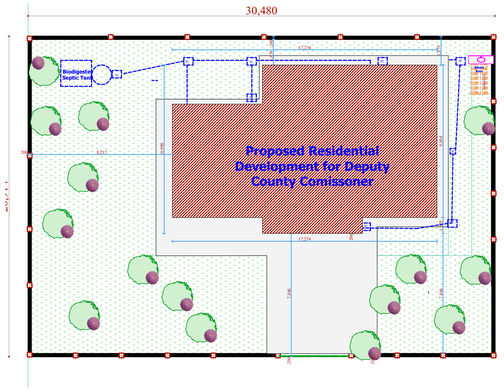


Location Plan 1:200

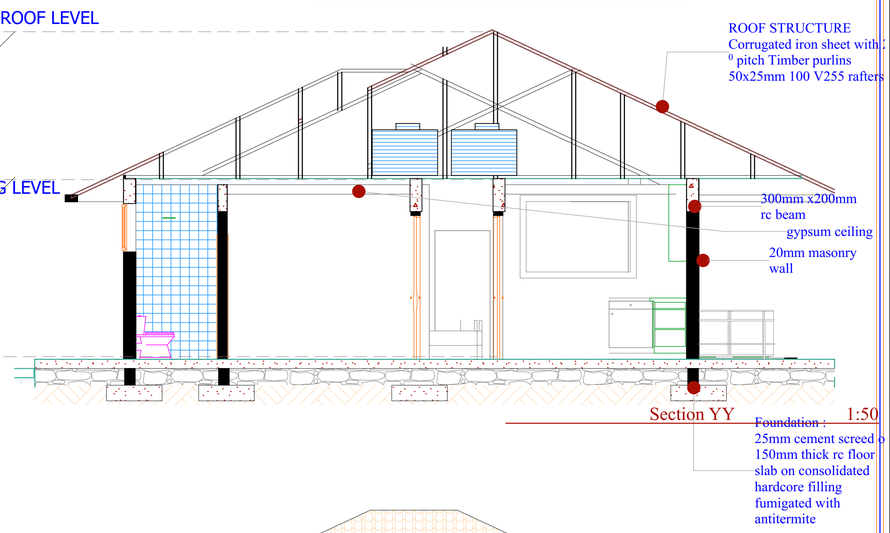


Section YY 1:50

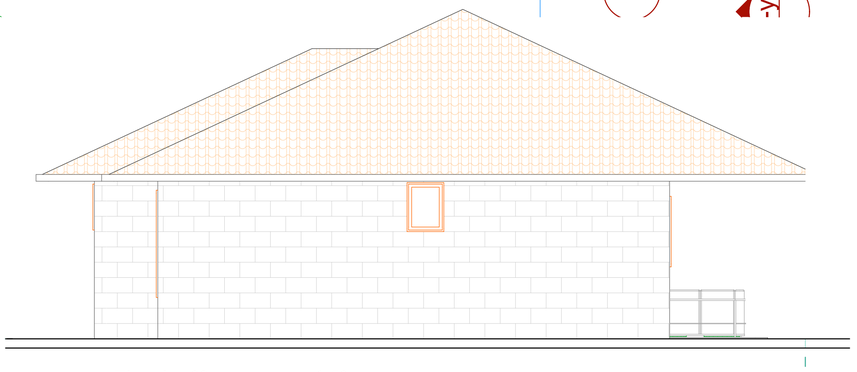

Elevation 02 1:50

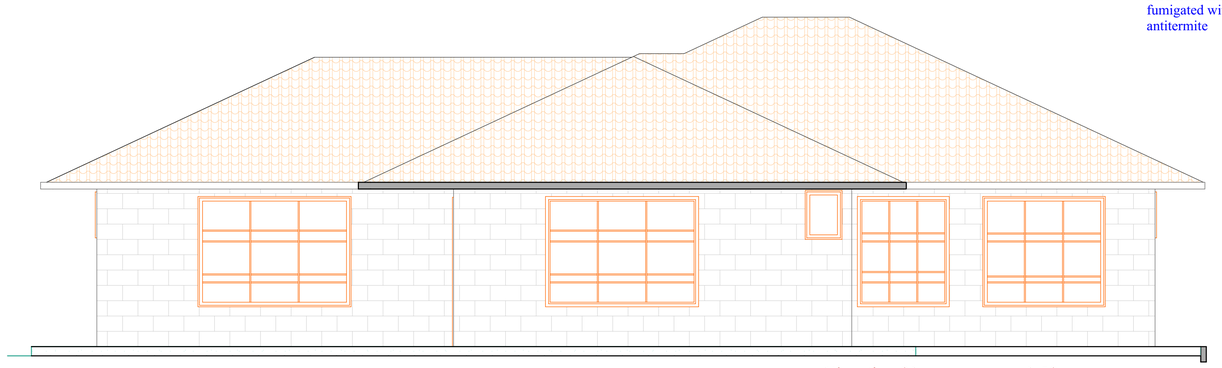

Elevation 01 1:50

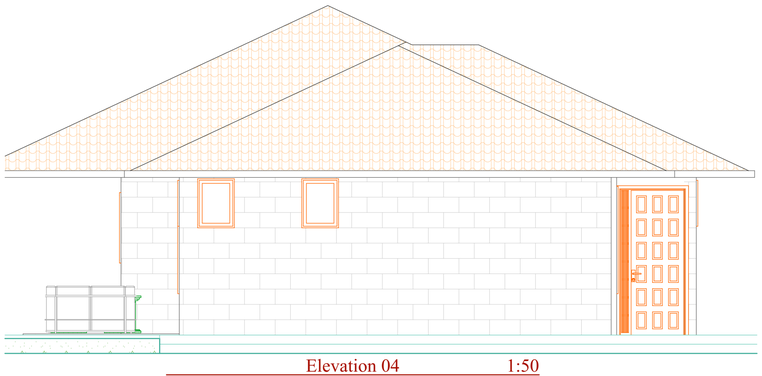

Elevation 04 1:50

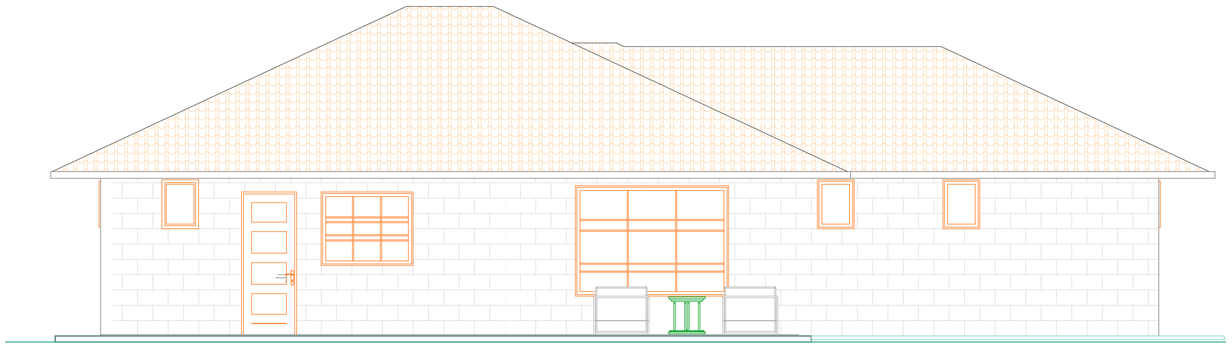

Elevation 03 1:50

Revision History

**General**
All dimensions are shown in mm unless otherwise specified.
Drawings are not to be scaled, only figured dimensions to be used.
The contractor must check and verify all dimensions on site before commencement on any work.

**CONSTRUCTION**
All slabs at ground level to be poured over 1000gauge polythene sheeting 50mm thick stone dust on hardcore.All soils under slabs and all around external foundation to be poisoned for termites.

**CIVIL**
All soils on cut cut embarkments to be stabilised, and the slope not to exceed the natural angle repose.

**STRUCTURAL**
All black cotton soils to be removed from below all buildings and paved surfaces. Building to be clear of black cotton soils to distance of 500mm outside the edge of the surface. For all R.C works, refer to Structural Engineers details. Depth of the foundation to be determined on site to Structural Engineers approval. All walls less than 200mm thick to be reinforced with hoop irons at every alternate course All adjacents C works and masonry walls to be tied with straps iron at every course

**MECHANICAL**
All plumbing and drainage to comply with local authority specifications
All services ducts to be accessible from all floors s.v.p denotes soil vents pipes to be provided at the end of the drainage.
Drains passing beneath buildings and drive-ways to be encased in 150mm thick
concrete surround. All underground fouls and waste drain pipes shall be UPVC to comply with BS5255.
All inspection chambers covers and framing shall be cast iron to comply with BS497 TABLE 2 GRADE A .
The storm drain pipes to comply with BS556 minimum slope in the drain pipes to be 1%. No casing will be allowed in the slab for pipes sleeves without written approval of the S.E. No cutting of the concrete without express approval of the Architect S.E
All testing pipes must be completed before plastering .
All mechanical work must be co-ordinated with electrical and any conflict must be claimed before works begin

**MECHANICAL**
All plumbing and drainage to comply with local authority specifications
All services ducts to be accessible from all floors s.v.p denotes soil vents pipes to be provided at the end of the drainage.
Drains passing beneath buildings and drive-ways to be encased in 150mm thick
concrete surround. All underground fouls and waste drain pipes shall UPVC to comply with BS5255.
All inspection chambers covers and framing shall be cast iron to comply with BS497 TABLE 2 GRADE A .
The storm drain pipes to comply with BS556 minimum slope in the drain pipes to be 1%. No casing will be allowed in the slab for pipes sleeves without written approval of the S.E. No cutting of the concrete without express approval of the Architect S.E .
All testing pipes must be completed before plastering .
All mechanical work must be co-ordinated with electrical and any conflict must be claimed before works begin

PV = Permanent ventilation
SE = Structural engineer
RC = Reinforced concrete

**Electrical**
All wiring and electrical work should be done by a certified electrical Engineer
All conduits must be laid before plastering

**Fire Notes**

1.Provide water for fire fighting 10,000 Litres
2.Provide 1x30metres hose pipe and type A nozzle at every firepoint
3.Provide smoke /heat detection system
4.Provide adequate portable fire Extinguishers
5.Provide evacuation plan
6.Provide instructional notices
7.Provide & mark accordingly fire assembly point

Project Title

Proposed Residential Development For Deputy County Commisoner Lafey Constituency

| | |
|---|---|
| Drawing Title | Architectural Drawing |
| Sheet Title | |
| Job No: | #0015/011 |
| Scale: | |
| Sheet No: | |
| Date | |
| Checked | |
| Drawn | AAK Reg no<br>Sign:..... |
| Consultant | |